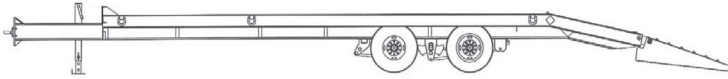


FELLING TRAILERS


Deck-Over Trailers ~ Ramp Options

FT-40-2



- GVWR: 45,120 lbs. (20,466 kg.)
- GAWR 36,320 lbs. with 215/75R 17.5 Tires (235/75R 17.5 Tires Increases GAWR to 40,000 lbs.)
- Main Beam: 10" H-Beam
- Crossmembers: 4" Stacked Jr. I-Beams, Approximately 18" to 20" on Center
- Side Rails: 7" Channel Turned In
- Deck Height (approximate): 35" Loaded, 37" Unloaded

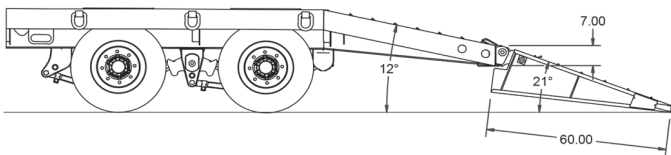
FT-40-2 LP (Low Profile)



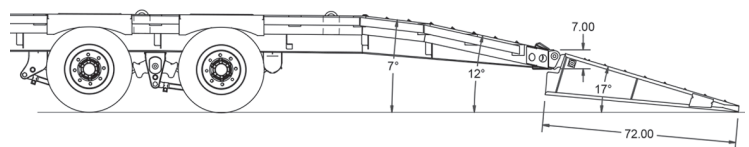
- GVWR: 44,920 lbs. (20,375 kg.)
- GAWR 36,320 lbs. with 215/75R 17.5 Tires (235/75R 17.5 Tires Increases GAWR to 40,000 lbs.)
- Main Beam: Engineered, Cambered, Fabricated, 14" Beams
- Crossmembers: 4" Pierced Jr. I-Beams, 16" on Center
- Side Rails: 7" Channel Side Rails (Flat Side Out)
- Deck Height (approximate): 33" Loaded, 35" Unloaded
- Treadplate Covered Wheels

5' & 6' RAMP OPTIONS

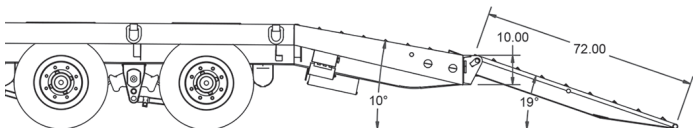
5' Beavertail with 5' Flip-Over Ramp *Standard



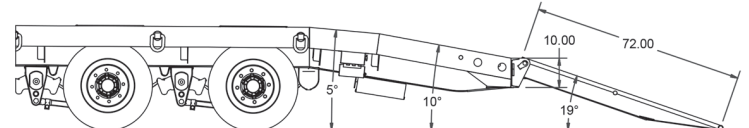
6' Double Incline Beavertail with 6' Flip-Over Ramp



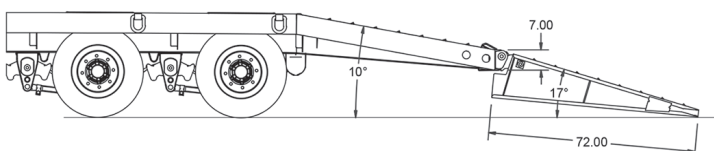
5' Beavertail with 6' Air Ramp



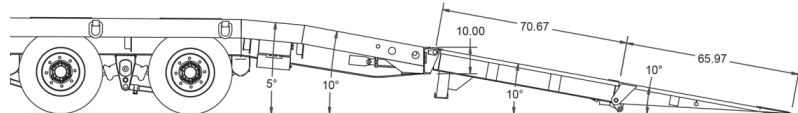
6' Double Incline Beavertail with 6' Air Ramp



6' Beavertail with 6' Flip-Over Ramp

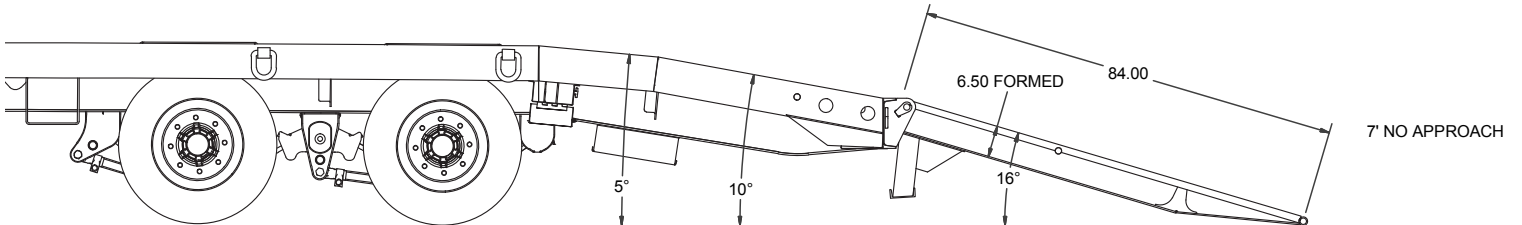


6' Double Incline Beavertail with 6' + 5' Bi-Fold Ramp

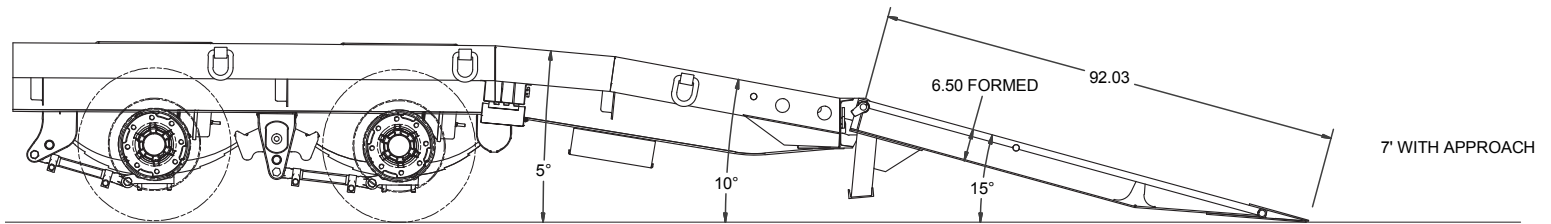


7' & 8' AIR RAMP OPTIONS

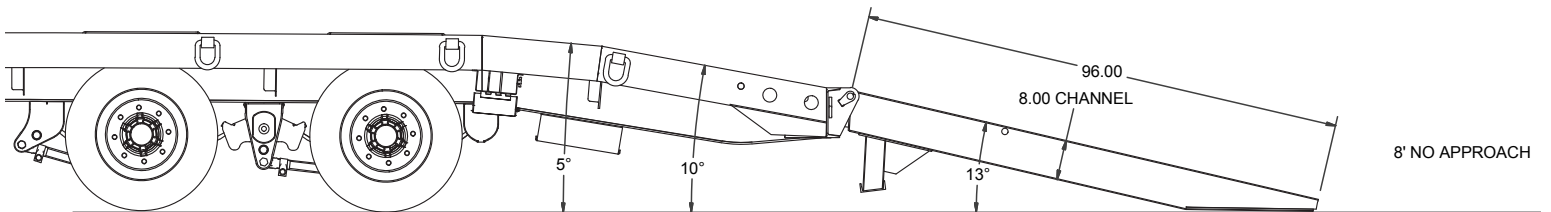
6' Double Incline Beavertail with 7' Air Ramps, No Approach



6' Double Incline Beavertail with 7' Air Ramps, with Approach



6' Double Incline Beavertail with 8' Air Ramps, No Approach



6' Double Incline Beavertail with 8' Air Ramps, with Approach

